

## Net up-counts for Corby counter, River Eden

### Notes

Data is all trace-verified wherever possible

Validation work suggests that a minimum of 2.5% of fish are missed by the counter (validated at low flows)

**Counts are not species specific, therefore include salmon, sea trout, brown trout, sea lamprey etc.**

Month	Net up count										
	2000	2001	2002	2003	2004	2005	2006	2007	2008	2009	2010
January	41	51	142	243	267	460	536	38	343	285	157
February	15	70	174	19	60	28	37	8	75	84	35
March	19	44	75	153	115	197	79	57	134	143	278
April	217	194	223	322	250	222	155	214	282	336	199
May	411	556	680	752	744	746	652	435	442	790	556
June	1417	546	534	460	566	763	556	1559	1061	1577	1387
July	1140	1300	752	636	927	490	725	95	805	1563	1280
August	818	586	1074	341	1419	1165	908	687	2128	1151	1079
September	1019	1275	797	952	1902	2267	2291	2614	1389	1394	3193
October	775	1408	2238	649	2887	1958	2401	1945	2822	2769	2282
November	940	868	994	1613	1575	636	980	1647	845	820	756
December	522	376	960	607	1518	682	196	1113	996	355	527
January (following)	51	142	243	267	460	536	38	343	285	157	576

### Annual totals - season year of Feb to Jan is a better measure of run size

Year	2000	2001	2002	2003	2004	2005	2006	2007	2008	2009
Calendar year (Jan to Dec)	7334	7274	8643	6747	12230	9614	9516	10412	11322	11267
Season year (Feb to Jan)	7344	7365	8744	6771	12423	9690	9018	10717	11264	11139



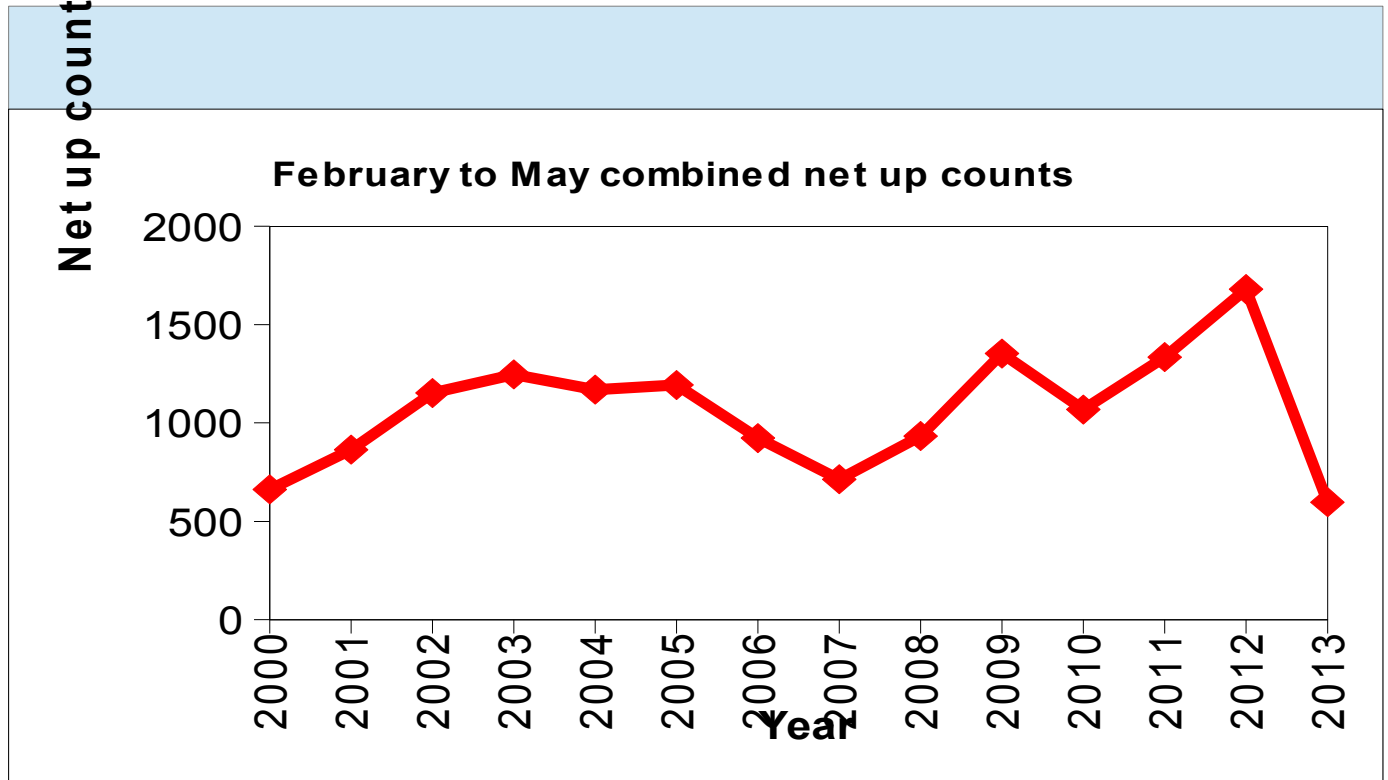
**Spring comparison**

**February to May**


<b>Year</b>	<b>2000</b>	<b>2001</b>	<b>2002</b>	<b>2003</b>	<b>2004</b>	<b>2005</b>
<b>Net up count</b>	662	864	1152	1246	1169	1193

<b>2011</b>	<b>2012</b>	<b>2013</b>	<b>2014</b>
576	71	72	
141	215	19	
119	350	23	
297	192	222	
778	923	333	
972	541	484	
804	515	1488	
1135	696	802	
1540	887	1292	
871	602	1366	
702	630		
401	164		
71	72		

<b>2010</b>	<b>2011</b>	<b>2012</b>	<b>2013</b>
11729	8336	5786	6101
12148	7831	5787	6029



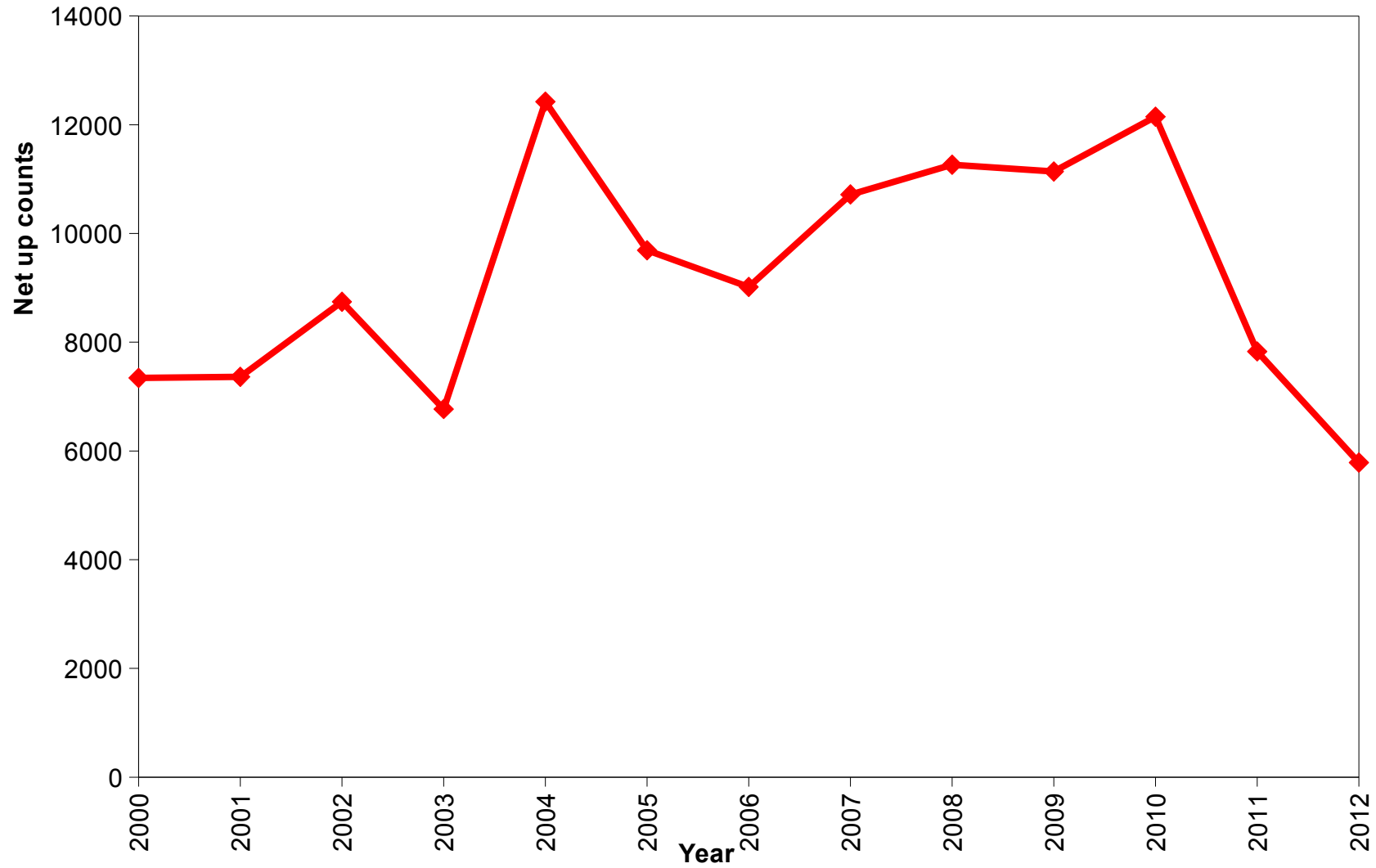




<b>2006</b>	<b>2007</b>	<b>2008</b>	<b>2009</b>	<b>2010</b>
923	714	933	1353	1068



Corby Counter - season-long totals (February to January of the year following)



Net up counts recorded and verified at Corby Counter, River Eden, 2000 onwards by month. Data runs from 1 February to 31 January the following year.

